

SPECIAL NOTICES FOR TOWN OF LINCOLN RESIDENTS

ANNUAL MEETING NOTICE: The Annual Meeting will be held on the 15th day of April, 2025-at the Town Hall located at W20744 State Road 121, Whitehall, WI. The meeting will begin at 7:00 p.m.

SPRING ELECTION: The Spring Election will be held on Tuesday the 1st day of April, 2025. The polls will be open from 7:00 a.m. to 8:00 p.m. Everyone is encouraged to vote please remember to bring a photo ID. If you are a new voter remember you can register to vote the day of election.

CAR LICENSES & TAX RETURNS: Be sure to write Town of Lincoln, Trempealeau County on the application for your car license and tax returns. If that does not appear the Town loses revenue.

ZONING ORDINANCE: The Town of Lincoln Board adopted the Comprehensive Zoning Ordinance on the 8th day of March, 1992. You must contact the County Zoning Office if you intend to do any building or remodeling projects. All building permits must be obtained from the County.

WEED NOTICE: 94-20 noxious weeds: All landowners must destroy all noxious weed on land owned by them. Noxious weeds include Canada Thistle, Leafy Spurge, Creeping Jenny and other weeds declared noxious.

DOG NOTICE: State law requires that all dogs be vaccinated against rabies. Proof of vaccination must be presented when paying your property tax.

GARBAGE & RECYCLING: The recycling center is open every Saturday morning from 8:00 a.m. to 10:00 a.m. It is extremely important that recycling be done in our Town since we are required to complete a report showing the amount of recycling that is done in the Town each year.

SNOWPLOWING: When plowing your driveway please be careful not to leave any snow trails on the town roads.

BURNING PERMITS: Permits are required by anyone doing any burning.

TOWN OF LINCOLN

Board of Audit

January 27, 2025

The Town of Lincoln held the annual Board of Audit Meeting on the 27th day of January, 2025. The purpose of the meeting was to examine and audit all the audits held by the Town of Lincoln for the year 2024. Present at the meeting were Jack Speerstra, Gary Giese, Paul Coburn, Valerie Pronschinske and Sharon Sosalla.

All accounts were reviewed starting January 1, 2024 through December 31, 2024 and they were found to be correct. Accounts are listed below:

GENERAL ACCOUNT:

Beginning Balance 1-1-24	\$ 203,762.58
Deposits 2024	370,947.02
Recycling deposits	1,381.00
Tax deposits	507,775.82
Money Market Transfers	158,000.00
Voided check	18.00
Sub-total for 2024	\$1,241,884.42

EXPENSES 2024

State withholding taxes 2024	(4,980.95)
Employee Trust Fund	(10,548.06)
FICA taxes	(28,335.74)
State sales tax	(486.51)
Delux check purchase	(469.15)
Checks written 2024	(1,082,755.58)

ENDING BALANCE 12-31-24	\$ 114,308.43
-------------------------	---------------


OTHER ACCOUNTS:

State Trust Fund 1-1-24	54.08
Interest earned 2024	5.38
Ending Balance 12-31-24	59.46


Independence Money Market 1-1-24	\$101,641.01
Interest earned 2024	1,953.80
Ending Balance 12-31-24	\$103,594.81

Royal Credit Union	
Business 13 month CD	\$273,517.66
Interest earned 2024	13,563.61
Ending Balance 12-31-24	\$287,081.27
 Royal Credit Union	
Savings Account 1-1-24	\$ 5.00
Ending Balance 12-31-24	\$ 5.00
 Royal Credit Union-Money Market	
Transfer from General Acct.	\$130,000.00
RCU CD(12 mo) transfer	56,239.11
Interest earned 2024	2,450.36
Withdrawals	
to General Acct. 2024	(158,000.00)
Ending Balance 12-31-24	\$ 30,689.46
 Royal Credit Union	
ARP Plan CD 1-1-24	\$ 92,053.50
Interest earned 2024	4,776.84
Ending Balance 12-31-2024	\$ 96,830.34
 Royal Credit 12 mo. CD 1-1-24	\$ 55,139.64
Interest earned 2024	1,099.47
Withdrawal-transfer to RCU MM	\$ (56,239.11)
Ending Balance 12-31-2024	0.00


Audit meeting adjourned on January 27, 2025.




Jack Speerstra, Chairman




Gary Giese, 1st Supervisor



Paul Coburn, 2nd Supervisor



Valerie Pronschinske, Treasurer



Sharon Sosalla, Clerk

TOWN OF LINCOLN

January 27, 2025

Jan1, 2024 - Dec. 31, 2024

INCOME 2024

Beginning Balance Jan. 1, 2024	\$203,762.58
General Deposit 2024	370,947.02
Recycling Deposit 2024	1,381.00
Tax Deposit 2024	507,775.82
Money Market Transfers 2024	158,000.00
Voided check 2024	18.00
Sub-Total for 2024	\$1,241,884.42

EXPENSES: 2024

State withholding tax 2024	- 4,980.95
Employee trust fund	- 10,548.06
FICA taxes 2024	- 28,335.74
State sales tax 2024	- 486.51
Delux checks 2024	- 469.15
Check written 2024	- 1,082,755.58

ENDING BALANCE 12-31-2024	\$114,308.43
---------------------------	--------------

OTHER ACCOUNTS:

State Trust Fund 1-1-24	54.08
Interest 2024	5.38
Ending Balance 12-31-24	59.46
Independence Money Market	\$ 101,641.01
Interest 2024	1,953.80
Ending Balance 12-31-24	\$ 103,594.81
Royal Credit Union	
Business 13 mo. cd. 1-1-24	\$ 273,517.66
Interest 2024	13,563.61
Ending Balance 12-31-24	\$ 287,081.27
Royal Credit Savings 1-1-24	5.00
Ending Balance 12-31-24	5.00
Royal Credit Union-Money Market	\$ 130,000.00
Transfer 12 CD-deposit	56,239.11
Interest 2024	2,450.36
Withdrawals	(158,000.00)
Ending Balance 12-31-2024	\$ 30,689.46
Royal Credit Union ARP CD 1-1-24	\$ 92,053.50
Interest 2024	4,776.84
Ending Balance 12-31-2024	\$ 96,830.34

2024 INCOME

GENERAL ACCOUNT:

Sales of material & services	\$	2,124.27	
Recycling income		1,504.00	
Mobile home taxes		2,209.68	
Sanitary District payments		16,250.00	
Dog tax collections		66.00	
Computer aid-WI-DOR		6.24	
Shared revenue-WI-DOR		144,947.80	
Highway aid-WI-DOR		96,564.88	
Fire dues		2,427.62	
August tax settlement		45,463.61	
Lottery credit-property tax		5,606.32	
FEMA payment		1,455.39	
Lottery credit-mobile homes		1,651.08	
Personal property aid		136.25	
MFL/Forest Crop share TC		283.22	
Excess dog tax TC		418.25	
Insurance settlement (2) Rural Mutual		820.47	
Voided check		18.00	
Personal property tax		86.14	
WWTC tax charge back		359.38	
Ag. use recovery		498.24	
Hall rental		25.00	

TOTAL GENERALL INCOME 2024 \$ 322,961.84

Tax collection	\$	507,775.12
RCU Money Market Transfers		158,000.00
1st National Bank account closed		49,363.46

TOTAL INCOME JANUARY 1, 2024 THRU DECEMBER 31, 2024 \$1,038,121.24

Beginning Balance 1-1-24	\$203,762.58
General Income 2024	322,961.84
Tax Collections	507,775.12

RCU Transfers	158,000.00
1st National Transfer	49,363.46

Total	\$1,038,121.84
-------	----------------

EXPENSES 2024

GENERAL GOVERNMENT:

Board salaries	\$ 21,169.70
Board expenses	280.29
Legal expenses	3556.00
Clerk's salary	12,440.13
Clerk's expenses	4,196.51
Election wages	2,315.00
Election expenses	306.85
Computer expenses	3,024.56
Treasurer's salary	6,242.74
Treasurer's expenses	337.46
Hall & Shop maintenance	19,426.11
Hall insurance	5,240.67
Hall utilities	1,931.29
Assessor	8,100.00
Cemetary expense	2,500.00

TOTAL GOVERNMENT EXPENSES	\$93,209.31
---------------------------	-------------

OTHER EXPENSES:

Tax refunds (overpayments)	\$ 2,239.39
Highway insurance	12,602.67
Fire protection	25,199.14
Fire truck payment	30,091.96
Roadmen's wages	87,872.49
Fuel expenses	8,606.85
Health insurance	7,500.00
Highway utilities	2,776.09
Highway maintenance	118,791.15
Equipment repairs	4,559.36
Street lightning	311.70
Pick-up truck purchase	49,968.50
Lewis Lane project	47,477.90
Other highway construction	14,829.87
Recycling expense	3,729.90
Recycling wages	1,614.79
TC Ag. (Fair Donation)	500.00

Conservation program	715.00	
Front end loader	10,080.08	
TOTAL OTHER EXPENSES		\$429,466.84
TAXES PAID TO OTHERS:		
Trempealeau County Treasurer	\$ 232,586.27	
Whitehall Public Schools	189,546.23	
Independence Public Schools	101,403.42	
Western Wisconsin Tech. College	38,685.51	
Total taxes paid		\$562,221.43
General government	\$ 91,067.31	
Other expenses	429,466.84	
Taxes paid to others	562,221.43	
Total expenses 2024	\$1,082,755.58	

SYSTEM: TREASURER'S COLLECTIONS
REPORT NAME: Tax List Report
REPORT #: LCTAXLST.LST
RUN DATE: 02/18/2025
RUN TIME: 10:25 AM

THE OPTIONS BELOW WERE USED FOR THIS REPORT:

Municipality	61- 20 TOWN OF LINCOLN
Property Type	Real Estate
Tax Year	2024
Report Type	Detailed
Include Co-Owners	No

TREMPEALEAU COUNTY 2024 REAL ESTATE TAX LIST TOWN OF LINCOLN									DATE: TIME: PAGE:	02/18/2025 10:25 AM 1
OWNER NAME	MFL ACRES	TOTAL ACRES	LAND VALUE	IMPROVE VALUE	TOTAL VALUE	TOTAL TAX	LOTTERY CREDIT	NET TAX	-- 2 INSTALLMENTS -- FIRST	SECOND
121 STORAGE LLC		2.050	19100	417600	436700	7953.81		7953.81	3976.91	3976.90
ALLEN, TAYLOR G			18500	141000	159500	2979.30		2979.30	1489.65	1489.65
ANDERSON, CAROL J		40.000	38400		38400	704.69		704.69	352.35	352.34
BAUTCH, JESSE J		40.000	5300		5300	97.25		97.25	97.25	
BAUTCH, MARLET A		1.000	14000	25100	39100	681.17		681.17	340.59	340.58
BECK, CHARROLET MAE		13.554	31100	70400	101500	1872.23	209.76	1662.47	772.17	890.30
BECKER, KRISTOFER S		1.920	28500	81500	110000	2034.46		2034.46	1017.23	1017.23
BENDER RESTATED REVOCABLE TRU		6.640	32600	211300	243900	4590.28	209.76	4380.52	2085.38	2295.14
BLAHA, DAVID R		78.662	42100	141800	183900	3314.60	193.86	3120.74	1464.36	1656.38
BLAHA, JOSHUA M		43.997	65200	71000	136200	2439.22	193.86	2245.36	1025.76	1219.60
BLASCHKO, DAVID J & SHELBY J		6.490	22300	10400	32700	539.88		539.88	269.94	269.94
BORK, DARRELL R		28.880	29500	221500	251000	4545.97	193.86	4352.11	2079.13	2272.98
BORK, DARRELL R & MARY JO		0.620	100		100	1.84		1.84	1.84	
BORRESON, DAVID L		1.000	14000	119000	133000	2473.48	209.76	2263.72	1026.98	1236.74
BRANDENBURG, KELLI A		1.830	14900	59200	74100	1299.62		1299.62	649.81	649.81
BRANDENBURG, WILLIAM J		13.190	14600	174000	188600	3400.85		3400.85	1700.43	1700.42
BRASDA REVOCABLE LIVING TRUST		3.200	23100	149800	172900	3235.07	209.76	3025.31	1407.78	1617.53
BRAZEAU, GREGORY R			20000	88700	108700	2009.66	209.76	1799.90	795.07	1004.83
BRESKA, WAYNE T		0.500	15000	114000	129000	2397.13	209.76	2187.37	988.81	1198.56
BROWN, SCOTT W		1.970	31600	147900	179500	3361.04	209.76	3151.28	1470.76	1680.52
BROWN, TERRY L & MARY J		0.560	15000	90900	105900	1956.21	209.76	1746.45	768.35	978.10
BRUCE VALLEY PROPERTIES LLC		0.170	1000		1000	19.10		19.10	19.10	
BUCKLAND, TONY		41.860	106900	191600	298500	5417.66	193.86	5223.80	2514.98	2708.82
BUNDY, MICHAEL T		8.000	15600	32100	47700	845.31	209.76	635.55	212.90	422.65
BURKART, MICHAEL C		1.800	18000	7500	25500	421.58		421.58	210.79	210.79
CAMPBELL, JOSHUA		1.000	14000	172100	186100	3487.02	209.76	3277.26	1533.75	1743.51
CASPER, RENEE		1.000	14000	33400	47400	809.64		809.64	404.82	404.82
CASPERSON, STEVE J & JULIE E		5.900	32600	277200	309800	5848.15	209.76	5638.39	2714.32	2924.07
CASTLEBERRY, ELIJAH D		3.900	24900	118900	143800	2578.71	193.86	2384.85	1095.50	1289.35
CHICKS R US LLC		20.890	21500	152800	174300	3261.78		3261.78	1630.89	1630.89
CLATT, DAVID A		99.776	115800	253600	369400	6985.77	209.76	6776.01	3283.14	3492.87
COBURN, JAY & DAWN		1.129	14200		14200	271.05		271.05	135.53	135.52
COBURN, JAY H & DAWN M		0.918	21100	195500	216600	4069.20	209.76	3859.44	1824.84	2034.60
COBURN, PAUL & TAMMIE		23.093	24900	114100	139000	2588.01	209.76	2378.25	1084.25	1294.00
COUSIN BROS LLC		173.729	121000	105700	226700	4100.04		4100.04	2104.18	1995.86
CRIVITS, JULIE E		0.676	18600	46800	65400	1183.17	209.76	973.41	397.10	576.31
DAHL, LARRY		25.000	65000		65000	1240.67		1240.67	620.34	620.33
DENSMORE, TODD D		18.750	50800	302900	353700	6620.93	209.76	6411.17	3100.71	3310.46
DIITMANN, ZACHARY G			21500	138700	160200	2992.66	209.76	2782.90	1286.57	1496.33
DOERR, ERROL		2.000	19000	121000	140000	2607.09		2607.09	1303.55	1303.54
DUEBBERT, AUDREY		4.000	1000		1000	19.10		19.10	19.10	
DUHA REVOCABLE LIVING TRUST		1.820	18600	136000	154600	2885.77	209.76	2676.01	1277.03	1398.98
DUTTON, DANIEL C			28600	192900	221500	4162.73	209.76	3952.97	1871.61	2081.36
EHRAT, ANDREW & MARLISE		37.000	7700		7700	146.96		146.96	73.48	73.48
EHRAT, JESSE J & ALYSSA F		40.000	22200	154400	176600	3305.69		3305.69	1652.85	1652.84
ELK ROD & GUN CLUB		11.090	37000		37000	690.19		690.19	345.10	345.09
EVERSON, SANDRA L		656.763	371300	14900	386200	7241.26		7241.26	3652.17	3589.09
FIELDS, BYRON B & RACHEL M			15000	94300	109300	2021.11	209.76	1811.35	800.80	1010.55
FINLEY, MONICA J		1.340	30500	152000	182500	3353.16	209.76	3143.40	1466.83	1676.57
FINSTAD, CHARLES & CAROL		1.370	15800	117400	133200	2477.30	209.76	2267.54	1028.89	1238.65
FORD, BRUCE G		1.060	900		900	17.19		17.19	17.19	
FOWLKES, SHARON A		1.800	16600	86100	102700	1895.12	209.76	1685.36	737.80	947.56
FREI, BENJAMIN S		238.510	269400	423300	692700	13091.57	209.76	12881.81	6384.72	6497.09
GAMROTH, EMILY J		13.058	44400	122300	166700	2998.96		2998.96	1499.49	1499.47
GAMROTH, SCOTT G		18.490	65900	333900	399800	7216.43	193.86	7022.57	3414.36	3608.21
GARDNER, JOHN		2.818	800		800	15.27		15.27	15.27	
GARDNER, JOHN A		23.860	26800	208800	235600	4431.85	209.76	4222.09	2053.89	2168.20
GEIGER, TIMMY L & SUSAN M		0.753	18500	140200	158700	2964.01	209.76	2754.25	1272.25	1482.00
GEORGE, ANDY & PAMELA			14000	42700	56700	1017.11		1017.11	508.56	508.55
GEURINK, JERRY F & JULIA M		13.000	50000	151800	201800	3786.68	209.76	3576.92	1683.58	1893.34
GIEBEL, ALAN		20.000	47000		47000	897.12		897.12	448.56	448.56
GIEBEL, ALAN W		20.000	91.811	58100	73700	131800	2575.23	2575.23	1382.52	1192.71
GIEBEL, ALAN W & WYNETTE L		8.534	21600	135300	156900	2929.67		2929.67	1464.84	1464.83
GIEBEL, LANCE A & MICHELLE L		12.000	41700	198000	239700	4510.11	209.76	4300.35	2059.61	2240.74
GIEROK, HELEN M		119.820	71400		71400	1310.26		1310.26	655.14	655.12
GIEROK FAMILY REVOCABLE TRUST,		10.000	12.784	6500	6500	218.97		218.97	156.94	62.03
GIESE, GARY & NANCY		56.000	25800		25800	492.46		492.46	246.24	246.22
GIESE, GARY R		1.460	15600		15600	297.77		297.77	148.89	148.88
GIESE, GARY R & NANCY A		1.050	23200	221300	244500	4601.74	209.76	4391.98	2091.11	2300.87
GIESE, KENNETH A		67.000	63900		63900	1219.71		1219.71	609.86	609.85
GIESE, KENNETH A		36.000	24700	7000	31700	539.92		539.92	269.96	269.96
GIESE, KENNETH A		127.040	67200	205100	272300	5132.35	209.76	4922.59	2356.42	2566.17
GILBERTSON, HARVEY J			15000	80100	95100	1750.06		1750.06	875.03	875.03
GOETTING, MATTHEW R & BEVERLY A		0.927	21300	96800	118100	2189.07	209.76	1979.31	884.78	1094.53
GREENE, BRUCE E & BRENDA S		40.000	79000	190900	269900	5086.55	209.76	4876.79	2333.52	2543.27
GRULKOWSKI, BROOKLYNN			20000	134200	154200	2878.15	209.76	2668.39	1229.32	1439.07
GRULKOWSKI, DAVID J		1.000	14000	114100	128100	2379.95	209.76	2170.19	980.22	1189.97
GRULKOWSKI, DEAN A		2.208	500		500	9.53		9.53	9.53	
GRULKOWSKI REVOCABLE TRUST, AL		162.150	126100	159300	285400	5382.42	209.76	5172.66	2481.47	2691.19
GUNDERSON, SCOTT		111.292	42800	91800	134600	2349.66	193.86	2155.80	980.98	1174.82

TREMPEALEAU COUNTY 2024 REAL ESTATE TAX LIST TOWN OF LINCOLN									DATE: TIME: PAGE:	02/18/2025 10:25 AM 2
OWNER NAME	MFL ACRES	TOTAL ACRES	LAND VALUE	IMPROVE VALUE	TOTAL VALUE	TOTAL TAX	LOTTERY CREDIT	NET TAX	-- 2 INSTALLMENTS -- FIRST	SECOND
GUZA, ROBERT G		110.150	66400	194800	261200	4733.14	193.86	4539.28	2175.47	2363.81
GUZA, ROBERT G & LISA M		156.934	97400		97400	1787.38		1787.38	934.99	852.39
HALAMA, CHAD G		1.250	15200	129100	144300	2587.88	193.86	2394.02	1100.08	1293.94
HALAMA, PATRICK J		23.700	30300		30300	578.34		578.34	329.25	249.09
HALAMA, PATRICK J & MARY L		53.500	57000	309900	366900	6938.06	209.76	6728.30	3304.13	3424.17
HANSEN, DAVID EDWIN		1.890	18400	36600	55000	984.65		984.65	492.33	492.32
HANSON, ALLEN G & ANDREA E		12.000	15600	136000	151600	2828.51	209.76	2618.75	1204.50	1414.25
HARMS, WAYNE M			27700	247700	275400	5191.53	209.76	4981.77	2386.01	2595.76
HARMS, WAYNE M & JUNE			1800		1800	34.35		34.35	34.35	
HAUBRICH, MARK & KIMBERLY		1.000	23000	69600	92600	1702.35	209.76	1492.59	641.42	851.17
HERMAN, RANDALL J		23.800	85200	229000	314200	5932.11	209.76	5722.35	2756.30	2966.05
HERNESS, TODD & CINDY		93.000	43700		43700	834.11		834.11	439.97	394.14
HERRIED, RICHARD W		118.946	174000	140900	314900	5945.48		5945.48	2972.75	2972.73
HI CRUSH WHITEHALL LLC		199.817	259100	179600	438700	7904.13		7904.13	4045.68	3858.45
HOLEN, GARY A & JANE E		32.340	101100	87900	189000	3542.38	209.76	3332.62	1561.44	1771.18
HORTON, JOSHUA L		4.820	35600	132700	168300	3147.27		3147.27	1573.64	1573.63
HUGHES, SUSAN M			15000	84300	99300	1830.23	209.76	1620.47	705.36	915.11
HULETT, JAMIE N		0.420	5900	97700	103600	1840.99	193.86	1647.13	726.64	920.49
ISAACS TRUST		1.373	15800	89700	105500	1948.58	209.76	1738.82	764.53	974.29
IVES, MICHAEL W & ELDORA J		1.160	27000	108500	135500	2521.21	209.76	2311.45	1050.85	1260.60
JACOBCHICK, JOSEPH N		2.363	16900	139300	156200	2806.27	193.86	2612.41	1209.28	1403.13
JESKE, WILLIAM G		24.180	56600		56600	1080.35		1080.35	540.18	540.17
JESKE, WILLIAM GEORGE		0.700	9800	98700	108500	2005.84		2005.84	1002.92	1002.92
JJJ FARMS LLC		327.695	264300	233500	497800	9371.41		9371.41	4685.73	4685.68
JOHNSON, DENNIS JAMES		1.000	22500	128200	150700	2746.17	209.76	2536.41	1163.33	1373.08
JOHNSON, DONALD P & ANN		14.786	62600	150700	213300	4006.21	209.76	3796.45	1793.35	2003.10
JOHNSON, DUANE A		139.203	102900	50300	153200	2859.04		2859.04	1429.52	1429.52
JOHNSON REVOCABLE TRUST, KURT		0.880	20200	63500	83700	1532.48		1532.48	766.24	766.24
JTK CONSTRUCTION LLC		119.093	118300	104400	222700	4185.63		4185.63	2092.82	2092.81
KABUS, TED		1.314	1600		1600	29.37		29.37	29.37	
KAMPA, DANNY D & LESLIE L		6.020	36300	176200	212500	3839.45	193.86	3645.59	1725.87	1919.72
KAMPA, JORDAN D		1.640	17200	115400	132600	2373.17	193.86	2179.31	992.73	1186.58
KILLIAN, DAVID J & BEVERLY		4.220	26700	182100	208800	3920.32	209.76	3710.56	1750.40	1960.16
KILLIAN, SHANNON K		5.000	26000	137800	163800	3061.37	209.76	2851.61	1320.93	1530.68
KINDRED, KEITH A	46.000	118.500	75200	284400	359600	6810.82	209.76	6601.06	3234.31	3366.75
KINDRED, KEITH A		3.000	7900	2100	10000	125.73		125.73	62.87	62.86
KINSER, ROY RANDALL	78.000	212.000	133600	135700	269300	5815.28	209.76	5605.52	3141.47	2464.05
KIRSCHNER, WILLIAM & ANN		22.350	56200	56500	112700	2007.98	193.86	1814.12	810.13	1003.99
KNISELEY, SHANE A		1.000	14000	126800	140800	2622.37	209.76	2412.61	1101.43	1311.18
KNUTSON, BENNIE A		357.900	144300	341900	486200	8741.77	193.86	8547.91	4177.06	4370.85
KOLVE, JAMES LEE		1.410	16000	84300	100300	1849.32	209.76	1639.56	714.90	924.66
KOVAL, KYLE		1.544	7000	4100	11100	143.48		143.48	71.74	71.74
KOVAL, KYLE J		2.678	20300	109200	129500	2316.29		2316.29	1158.15	1158.14
KRETT, KRISTOPHER D		40.000	74800		74800	1372.67		1372.67	686.34	686.33
KUBIS, KEVIN T		1.400	16000	98100	114100	2033.67	193.86	1839.81	822.98	1016.83
KULIG, BRADLEY A		120.000	60100	184000	244100	4419.35		4419.35	2209.69	2209.66
KULIG, BRADLEY A		39.000	8400		8400	154.16		154.16	77.08	77.08
KULIG, BRADLEY A		10.000	23500		23500	431.25		431.25	215.63	215.62
KULIG, BRIAN A		20.000	14000	53300	67300	1219.43		1219.43	609.72	609.71
KULIG, DARREL & ALICE A		20.000	17700	132000	149700	2792.24	209.76	2582.48	1186.36	1396.12
KULIG, FRED J		96.497	40800	52100	92900	1642.92		1642.92	850.09	792.83
KULIG, FRED J & LINDA J		3.000	17400	54200	71600	1301.52		1301.52	650.76	650.76
KULIG, FREDERICK J & LINDA		1.690	17400	102200	119600	2217.71	209.76	2007.95	899.10	1108.85
KULIG, JEFFREY A & EMILY F		1.650	17200	244700	261900	4933.85	209.76	4724.09	2257.17	2466.92
KULIG, JOE & CATHY		45.970	8400		8400	154.13		154.13	99.09	55.04
KULIG, JOEL ALLEN		6.447	15400	130800	146200	2622.75		2622.75	1312.30	1310.45
KULIG, JOSEPH P JR & CATHERINE		376.041	191600	78600	270200	4898.31		4898.31	2504.25	2394.06
KULIG, KEITH F		44.530	54100	145300	199400	3740.88		3740.88	1908.61	1832.27
KULIG, KENNETH		26.868	19300	132700	152000	2733.03	193.86	2539.17	1223.21	1315.96
KULIG, KENNETH E		419.029	179600	88200	267800	4896.92		4896.92	2603.08	2293.84
KULIG, SCOTT R		2.020	16100	42500	58600	1015.17	193.86	821.31	313.73	507.58
KULIG, TIMOTHY			15000	140200	155200	2897.21	209.76	2687.45	1238.85	1448.60
KULIG, TODD M & AMY L		10.450	17800	119500	137300	2459.43	193.86	2265.57	1035.86	1229.71
KUNDERT, REBEKAH		1.566	20000	61700	81700	1494.29	209.76	1284.53	537.39	747.14
KURTH, BRANDAN L & LINDSAY M		23.209	11200	146600	157800	2835.63	193.86	2641.77	1223.96	1417.81
KURTH, BRANDON		257.791	95300	392300	487600	8767.48		8767.48	4484.69	4282.79
KURTH, BRANDON LEE		138.977	36000	108000	144000	2582.37		2582.37	1326.97	1255.40
LAMBERSON, STEVEN		182.395	50700		50700	967.68		967.68	618.40	349.28
LAMBERSON, STEVEN & SHARON		30.137	6400		6400	122.17		122.17	61.09	61.08
LEE, WAYNE G & KATHLEEN A	54.000	80.000	16700	50000	66700	1298.68		1298.68	698.51	600.17
LEQUE, JERRY & JAIME			21900	77000	98900	1822.60	209.76	1612.84	701.54	911.30
LINDBERG, ALEX L		0.510	15000	147100	162100	3028.92	209.76	2819.16	1304.70	1514.46
LINDBERG, RANDALL S & DONNA L		40.430	42800	292400	335200	6332.95	209.76	6123.19	2961.48	3161.71
LOGA, DAVID & BRENDA			15000	95200	110200	2038.29	209.76	1828.53	809.39	1019.14
LUND, DAGNY B		18.000	65000	119400	184400	3454.57	209.76	3244.81	1517.53	1727.28
LYNGEN, DALE A		2.160	20900	239400	260300	4903.30	209.76	4693.54	2280.06	2413.48
LYNGEN, DALE A JR		40.907	41900		41900	799.76		799.76	399.88	399.88
LYNGEN, HUNTER	80.000	100.000	43800		43800	970.42		970.42	552.41	418.01
MALISZEWSKI, ABBY L		78.210	53200		53200	976.28		976.28	488.14	488.14
MALISZEWSKI, BRIAN		251.550	124900	481400	606300	11005.99	193.86	10812.13	5334.84	5477.29

TREMPEALEAU COUNTY
2024 REAL ESTATE TAX LIST
TOWN OF LINCOLN

DATE: 02/18/2025
TIME: 10:25 AM
PAGE: 3

OWNER NAME	MFL ACRES	TOTAL ACRES	LAND VALUE	IMPROVE VALUE	TOTAL VALUE	TOTAL TAX	LOTTERY CREDIT	NET TAX	-- 2 INSTALLMENTS -- FIRST	SECOND
MALISZEWSKI, WILLIAM		97.070	40000	341600	381600	6942.65	193.86	6748.79	3337.12	3411.67
MANKA, BRONEY JAMES		40.000	33000	125400	158400	2958.30	209.76	2748.54	1269.39	1479.15
MANKA, BRONEY JAMES		118.500	43700	36100	79800	1392.87		1392.87	696.44	696.43
MANKA, BRONEY JAMES		40.000	19400		19400	370.29		370.29	185.15	185.14
MANKA, JARED J		20.000	41100	142800	183900	3445.03	209.76	3235.27	1512.76	1722.51
MANKA, JASON J	18.000	20.000	19000	193700	212700	4025.00	209.76	3815.24	1817.86	1997.38
MARSOLEK, KENNETH J & SUSAN M			14000	25600	39600	690.71	209.76	480.95	135.60	345.35
MARSOLEK, MICHAEL & CHERYL		2.420	25500	48900	74400	1305.13		1305.13	652.57	652.56
MATCHEY, DANIEL R		2.189	38400	6000	44400	717.17		717.17	358.59	358.58
MATCHEY, DANIEL R		0.410	14000	89800	103800	1916.13		1916.13	958.07	958.06
MATCHEY, WILLIAM R & CATHY M		1.103	25300	137900	163200	3049.92	209.76	2840.16	1337.15	1503.01
MATHSON, SHIRLEY M		31.293	55400	186400	241800	4550.20	209.76	4340.44	2098.76	2241.68
MAULE, MARY M		1.990	14200	65500	79700	1402.39	193.86	1208.53	508.26	700.27
MAULE, TIMOTHY & NANCY		22.290	25600	60400	86000	1518.01	193.86	1324.15	565.15	759.00
MCCORMICK, MOLLY L		11.300	60100	76700	136800	2546.02		2546.02	1273.01	1273.01
MEIER, GREGORY T		19.000	68000	138600	206600	3878.32	209.76	3668.56	1729.40	1939.16
MIEMIETZ, GEORGE J		2.100	18000	50900	68900	1204.20		1204.20	634.22	569.98
MILES, BROOKE M		10.460	2000		2000	38.17		38.17	38.17	
MILES, KEVIN		17.112	25700	248900	274600	5176.25	209.76	4966.49	2378.37	2588.12
MOGA, MICHAEL J		1.700	17500	44600	62100	1079.41	193.86	885.55	345.85	539.70
MOLIS, MELISSA S	40.000	46.480	32400	166400	198800	3796.64	209.76	3586.88	1722.16	1864.72
MURRAY LLC, RYAN		22.525	87800	136500	224300	3995.78		3995.78	1997.90	1997.88
NELSON, OWEN		1.579	10300	400	10700	139.09		139.09	69.55	69.54
NEW CITY INVESTMENTS LLC		2.092	19200	89400	108600	1932.75		1932.75	966.38	966.37
NIELSEN, STACY L		1.700	17500	130600	148100	2657.61	193.86	2463.75	1134.95	1328.80
OLD 53 ROAD LLC		0.455	6400	157700	164100	3067.11		3067.11	1533.56	1533.55
OLSON, SPENCER		51.320	83300		83300	1589.98		1589.98	794.99	794.99
OLSON, SPENCER A		66.650	93500	287900	381400	7214.82	209.76	7005.06	3417.70	3587.36
OLSON, SPENCER ANDY		40.000	44100		44100	841.75		841.75	420.88	420.87
OLSON, THOMAS H & JAN M		1.670	17800	135100	152900	2745.71	193.86	2551.85	1213.86	1337.99
OLSON TESTAMENTARY TRUST, BRAI		32.230	129600	126700	256300	4761.83		4761.83	2403.83	2358.00
PAMPUCH, JEANETTE		10.000	26900	64400	91300	1677.54	209.76	1467.78	629.01	838.77
PARKER, ALDEN & PAMELA		2.130	19400	181700	201100	3773.33	209.76	3565.57	1676.91	1886.66
PATTEE, STEPHEN B & DEBORAH K		8.200	57800	114600	172400	3225.52	209.76	3015.76	1403.00	1612.76
PEAVEY, CHEYENNE C		0.980	13700	94600	108300	2002.01		2002.01	1001.01	1001.00
PENDER, DANIEL B & KELSEY J		2.143	21400	92300	113700	2105.08	209.76	1895.32	842.79	1052.53
PETRI, JOHN		10.260	41800	313100	354900	6708.98		6708.98	3354.49	3354.49
POGREBA, ALAN R		40.000	18900	179100	198000	3573.34	193.86	3379.48	1592.81	1786.67
POGREBA, ALAN R & SHAWN R		5.460	300		300	5.50		5.50	5.50	
POGREBA, STEPHEN & JESSICA LYNN		2.840	14300	188500	202800	3661.44	193.86	3467.58	1636.86	1830.72
POGREBA FAMILY IRREVOCABLE TRU		224.870	124300	201400	325700	5736.14	193.86	5542.28	2674.24	2868.04
POWIS, DONALD A & JUDY A		5.495	36000	142900	178900	3284.44	209.76	3074.68	1432.47	1642.21
PROKOP REVOCABLE LIVING TRUST,		2.000	19000	159900	178900	3349.60	209.76	3139.84	1465.04	1674.80
PRONSCHINSKE, JASON S		2.000	19000	232700	251700	4558.82	193.86	4364.96	2085.55	2279.41
PRONSCHINSKE, KEITH E & TAMMY K		1.250	15200	122800	138000	2472.28	193.86	2278.42	1042.28	1236.14
PRONSCHINSKE, KIRTH J & PEGGY I		3.700	22900	125600	148500	2769.34	209.76	2559.58	1174.91	1384.67
PRONSCHINSKE FAMILY IRREVOCABL		112.360	44300	15800	60100	1042.69		1042.69	521.36	521.33
PRZYBILLA, GREGORY R		561.830	317000	173500	490500	9232.07	209.76	9022.31	4420.62	4601.69
PRZYBILLA, LEON J		0.500	7000	7800	14800	211.39		211.39	105.70	105.69
PUCHALLA, CATHERINE		3.293	13600	3700	17300	265.05		265.05	132.53	132.52
PUCIK, NORMAN		1.000	14000	12300	26300	436.85	209.76	227.09	8.67	218.42
QUACKENBUSH, WILLIAM L		35.750	32500		32500	620.35		620.35	310.18	310.17
QUALLEY, JAMES & KELLI		10.800	27900	104600	132500	2463.93	209.76	2254.17	1022.21	1231.96
QUALLEY, LAUREL A		31.090	124700	183700	308400	5821.42	209.76	5611.66	2700.96	2910.70
QUAMMEN, RICHARD & DEBORA J		4.750	38000	88700	126700	2353.23	209.76	2143.47	966.86	1176.61
RBM CREW LLC		18.020	17000		17000	324.48		324.48	196.61	127.87
REBARCHEK, GARY		369.420	266500	105200	371700	6759.81		6759.81	3433.38	3326.43
REBARCHEK, GARY J		188.000	118600	84300	202900	3807.68	209.76	3597.92	1694.10	1903.82
REUTER, HOLLY M		146.170	59400		59400	1133.80		1133.80	566.91	566.89
RITTER, KEVIN A & LISA A		31.653	27000	144800	171800	3214.08	209.76	3004.32	1397.28	1607.04
RIVERA, ISRAEL & MARIA		6.167	26400	110700	137100	2455.75	193.86	2261.89	1034.02	1227.87
ROBERTS LIVING TRUST, SHIRLEY J		2.224	25700	203300	229000	4305.87		4305.87	2194.93	2110.94
ROSE, DANIEL J & PAMELA K		0.270	3800	51100	54900	947.29	193.86	753.43	279.79	473.64
ROSKOS, HAROLD & BARBARA		1.810	300		300	5.50		5.50	5.50	
RUPNICK, AMANDA K			15000	148200	163200	3049.92	209.76	2840.16	1315.20	1524.96
RYAN, GENE WALLACE		89.919	91800	86000	177800	3328.56	209.76	3118.80	1454.53	1664.27
RYAN, JOHN WILLIAM		2.500	20700	75700	96400	1708.86	193.86	1515.00	660.57	854.43
RYAN, SCOTT E		83.071	99900	170500	270400	5030.95	419.52	4611.43	2127.45	2483.98
SAND PRODUCTS WISCONSIN LLC		40.000	94000		94000	1794.21		1794.21	897.11	897.10
SCHAEFER, STEVEN C & KAYLA J		54.730	53400	140000	193400	3626.37	209.76	3416.61	1603.43	1813.18
SCHAEFER IRREVOCABLE TRUST		66.158	44900		44900	857.03		857.03	460.01	397.02
SCHANK, GWEN D		1.000	14000	131200	145200	2706.35	209.76	2496.59	1143.42	1353.17
SCHANK, NEAL E		0.780	20000	85700	105700	1952.39		1952.39	976.20	976.19
SCHAUB, AMY L		1.900	14500	103700	118200	2190.98	209.76	1981.22	885.73	1095.49
SCHORBAHN, JAMES E & SHARLENE F			24200	72700	96900	1784.43	209.76	1574.67	682.46	892.21
SCHORBAHN, MARILEE K	160.000		107400	26900	134300	2498.30		2498.30	1249.17	1249.13
SCHORBAHN, PATRICK A & SUSAN M		15.600	30500	242400	272900	5143.81	209.76	4934.05	2362.15	2571.90
SCHROEDER, KEVIN N		80.000	17100		17100	326.41		326.41	196.61	129.80
SCHUE, JASON A		2.430	18600	312200	330800	6010.41	193.86	5816.55	2811.35	3005.20
SCHULTZ, LUCAS S		19.926	32300	258000	290300	5267.18	193.86	5073.32	2439.73	2633.59

TREMPEALEAU COUNTY 2024 REAL ESTATE TAX LIST TOWN OF LINCOLN									DATE: TIME: PAGE:	02/18/2025 10:25 AM 4
OWNER NAME	MFL ACRES	TOTAL ACRES	LAND VALUE	IMPROVE VALUE	TOTAL VALUE	TOTAL TAX	LOTTERY CREDIT	NET TAX	-- 2 INSTALLMENTS -- FIRST	SECOND
SCHULTZ, STEVEN M		1.250	15200	42600	57800	1000.50		1000.50	500.25	500.25
SCHULTZ, STEVEN M & MELISSA		1.170	14800	65400	80200	1465.67	209.76	1255.91	523.08	732.83
SCHULTZ, THOMAS R		87.932	226000	4000	230000	4259.80		4259.80	2129.90	2129.90
SCZEPANSKI, ALPHONSE A		4.837	33400	139200	172600	3164.19	209.76	2954.43	1372.34	1582.09
SEVERINSKI, RONALD J		4.600	28900	165400	194300	3643.55	209.76	3433.79	1612.02	1821.77
SHOEMAKER, DONNA MAE		100.000	33100		33100	631.79		631.79	315.90	315.89
SIRIANNI, BRADLEY W & DEBORAH L		12.000	49000	134300	183300	3433.58	209.76	3223.82	1507.03	1716.79
SKROCH, JEREMY J		0.930	7200	100	7300	74.19		74.19	74.19	
SLABY, KENNETH A & CAROL A		428.041	247800	395600	643400	12085.42	209.76	11875.66	5874.01	6001.65
SLABY, RANDALL J	27.000	54.259	13500		13500	293.09		293.09	175.65	117.44
SLABY, RANDALL J		2.300	500		500	9.17		9.17	9.17	
SLABY, RANDALL J	2.000	19.836	22500	171400	193900	3501.47	193.86	3307.61	1580.58	1727.03
SLABY, RICK A & SARAH E		33.437	39700	95500	135200	2360.69		2360.69	1180.35	1180.34
SLUGA, GREGORY M		22.000	71500		71500	1312.12		1312.12	656.06	656.06
SLUGA, JANET A		6.500	19100	122700	141800	2541.99	193.86	2348.13	1115.67	1232.46
SMIEJA, EDMUND J & MARY		28.380	53800	110300	164100	2951.25		2951.25	1475.63	1475.62
SMIEJA, JONATHON D		10.075	43200	192000	235200	4424.20	209.76	4214.44	2002.34	2212.10
SMIEJA, JOSEPH G		2.190	21500	141700	163200	2934.73	193.86	2740.87	1305.62	1435.25
SMIEJA, THOMAS		1.810	18000	118700	136700	2448.42		2448.42	1224.21	1224.21
SMITH, DAVID		2.000	26100	167300	193400	3626.36	209.76	3416.60	1603.42	1813.18
SMITH, JAMES E		2.550	7700		7700	146.96		146.96	73.48	73.48
SOBOTTA, CHAD E		0.500	15000	40000	55000	984.65	209.76	774.89	282.57	492.32
SOLBERG, LARRY P & JENNIFER S		5.200	30100	248600	278700	5054.30	193.86	4860.44	2333.29	2527.15
SOLERA FARMS LLC		98.040	143800	32700	176500	3303.77		3303.77	1651.90	1651.87
SONSALLA, DEAN & MICHELLE		32.574	63700	222600	286300	5399.59	209.76	5189.83	2490.04	2699.79
SOSALLA, BRADLEY J		72.880	60100	9600	69700	1218.88		1218.88	609.44	609.44
SOSALLA, BRADLEY JOHN		7.120	1200		1200	22.03		22.03	22.03	
SOSALLA, CRAIG R & KRISTIN K		187.140	70200	200700	270900	5040.46		5040.46	2524.05	2516.41
SOSALLA, JEFF		126.106	104300		104300	1990.82		1990.82	1054.59	936.23
SOSALLA, JEFFREY J		1.510	16500	101500	118000	2187.17	209.76	1977.41	883.83	1093.58
SOSALLA, JEFFREY J		0.750	10500	123500	134000	2492.57	209.76	2282.81	1036.53	1246.28
SOSALLA, ROBIN		1.490	16400	174400	190800	3576.74	209.76	3366.98	1578.61	1788.37
SOSALLA, ROBIN WADE	50.061	50.190	400		400	188.96		188.96	188.96	
SOSALLA, RONALD R & RACHEL A		3.534	24300	65300	89600	1645.09	209.76	1435.33	612.79	822.54
SOSALLA, SHARON L		3.360	36900	189200	226100	4185.36	209.76	3975.60	1882.92	2092.68
SOSALLA FAMILY REVOCABLE TRUST	220.444	675.931	316600	397100	713700	13958.89	209.76	13749.13	7120.59	6628.54
SPEERSTRA, JOHN A		174.559	70800	73600	144400	2691.05		2691.05	1412.34	1278.71
SPEERSTRA, JOHN A & MARY		38.370	32600	277600	310200	5855.78	209.76	5646.02	2718.13	2927.89
SPEERSTRA, SAMUEL J		3.830	22800	321900	344700	6265.49	193.86	6071.63	2938.89	3132.74
SPELTZ REVOCABLE TRUST, BRUCE J		5.760	23000	286400	309400	5617.67	193.86	5423.81	2620.48	2803.33
SQUIER REVOCABLE LIVING TRUST, M		42.760	36100	128300	164400	3072.82		3072.82	1536.42	1536.40
SS FARMS	153.000	257.000	89700		89700	2539.30		2539.30	1754.81	784.49
SS FARMS II		68.000	23900		23900	456.20		456.20	228.11	228.09
STENDAHL, SCOTT H		1.520	25000	189400	214400	4027.21	209.76	3817.45	1803.85	2013.60
SUCHLA, DEAN J & BRENDA M		40.000	20300	289900	310200	5632.37	193.86	5438.51	2656.28	2782.23
SYGULLA, JAYME		46.670	10500		10500	200.42		200.42	142.21	58.21
SYGULLA, JAYME P		40.000	98100	14300	112400	2080.28		2080.28	1040.14	1040.14
SYGULLA, JEFFREY J & MELANIE		1.390	15900	195100	211000	3962.31	209.76	3752.55	1771.40	1981.15
SYGULLA, JOHN	40.000	40.000				67.20		67.20	67.20	
SYGULLA, JOHN M		3.000	8800		8800	167.96		167.96	83.98	83.98
SYGULLA, RYAN J		1.700	13300	235400	248700	4681.89	209.76	4472.13	2131.19	2340.94
SYGULLA, TYLER		1.690	27100	251100	278200	5244.98	209.76	5035.22	2412.73	2622.49
SYGULLA GUZA, KAYLA MICHELLE		1.098	14400	157900	172300	3223.62	209.76	3013.86	1402.05	1611.81
SYLLA, MICHAEL J		2.160	19500	220200	239700	4510.11	209.76	4300.35	2045.30	2255.05
SYLLA, WILLIAM J		202.301	145200	486500	631700	11923.05	209.76	11713.29	5917.64	5795.65
TD FARMS LLC		259.269	227300	527500	754800	13610.72		13610.72	6805.38	6805.34
THOEN, MATTHEW J		7.290	31200	110300	141500	2635.72		2635.72	1317.86	1317.86
THOMPSON, MITCHELL V		1.330	15600	93600	109200	2019.20	209.76	1809.44	799.84	1009.60
THOMPSON, ROGER		40.000	7600		7600	145.05		145.05	72.53	72.52
THOMPSON, ROGER		1.890	18400	90400	108800	2011.57	209.76	1801.81	796.03	1005.78
THOMPSON, ROGER		154.180	68500	7000	75500	1375.95		1375.95	687.99	687.96
THORN, DANIEL J & AMY E		4.830	28800	205300	234100	4403.22	209.76	4193.46	1991.85	2201.61
TIDQUIST, THOMAS G & DEBRA L		2.350	20100	322600	342700	6228.79	193.86	6034.93	2920.54	3114.39
TNE INVESTMENTS LLC		5.530	28600	73100	101700	1876.06		1876.06	938.03	938.03
TREMPEALEAU COUNTY		0.578	200		200	3.82		3.82	3.82	
TUSCHNER, PAUL T		9.890	20800	194000	214800	3881.65	193.86	3687.79	1746.97	1940.82
UR HOME SWEET HOME LLC		1.410	25400	89600	115000	2129.90		2129.90	1064.95	1064.95
VIEREGGE, DON & CHRISTINE		112.970	82900		82900	1582.36		1582.36	824.60	757.76
VITSE, TYLER		114.619	91300	199600	290900	5487.41	209.76	5277.65	2559.73	2717.92
VOGEL, TIMOTHY & BECKY		11.000	25900		25900	494.37		494.37	247.19	247.18
VOGEL, TIMOTHY J		11.000	31200		31200	595.53		595.53	297.77	297.76
WAGNER, KEVIN P & SHARI S		12.500	2300		2300	43.90		43.90	43.90	
WALDERA, DEREK		304.910	123600	16400	140000	2518.87		2518.87	1367.87	1151.00
WALDERA, LORI J		0.880	20500	272600	293100	5529.39		5529.39	2764.70	2764.69
WALDERA, PHILIP T		20.000	21800	179900	201700	3784.78	209.76	3575.02	1682.63	1892.39
WALDERA, WILLIAM J		24.624	23600	308500	332100	6034.26	193.86	5840.40	2823.27	3017.13
WARNER FAMILY FARM LLC		340.280	202400	343000	545400	9828.20	193.86	9634.34	4762.47	4871.87
WEBSTER, JULIE A		0.756	18500	127800	146300	2727.34	209.76	2517.58	1153.91	1363.67
WEBSTER, MARK A & LAURA J		1.520	27600	160700	188300	3529.01	209.76	3319.25	1554.75	1764.50
WEGMAN, DONALD		13.830	31300	159000	190300	3432.05	193.86	3238.19	1522.17	1716.02

TREMPEALEAU COUNTY
2024 REAL ESTATE TAX LIST
TOWN OF LINCOLN

DATE: 02/18/2025
TIME: 10:25 AM
PAGE: 5

OWNER NAME	MFL	TOTAL	LAND	IMPROVE	TOTAL	TOTAL	LOTTERY	-- 2 INSTALLMENTS --		
	ACRES	ACRES	VALUE	VALUE	VALUE	TAX	CREDIT	NET TAX	FIRST	SECOND
WEGMAN, ROBERT & JOHN		18.000	23000		23000	422.07		422.07	245.91	176.16
WHITEHALL PIGEON ROD & GUN CLUI	40.000	40.000				379.60		379.60	379.60	
WHITWAM, AUSTEN A		5.400	23300	189600	212900	3846.78	193.86	3652.92	1729.53	1923.39
WHTL GROUP LLC		0.624	7700	79300	87000	1595.46		1595.46	804.41	791.05
WIERSGALLA, KURT J & JACQUELINE		14.000	30600	107200	137800	2468.59	193.86	2274.73	1040.44	1234.29
WILMETH IRREVOCABLE TRUST		11.860	58800	157200	216000	4057.74	209.76	3847.98	1819.11	2028.87
WITT, ROSS		400.000	312700	86400	399100	7329.69	193.86	7135.83	3471.01	3664.82
WITT, ROSS L		359.835	233600	100800	334400	6122.23	419.52	5702.71	2647.34	3055.37
WOYCHIK, CHARLES A & JENNIFER M		75.702	103600	117200	220800	3991.75	193.86	3797.89	1802.02	1995.87
WOYCHIK, GLEN P		156.258	121000	368500	489500	8742.10	193.86	8548.24	4260.67	4287.57
WOYCHIK BROS INC		4.170	15500	113200	128700	2301.60		2301.60	1150.80	1150.80
YAPP TRUST AGREEMENT, DOUGLAS		3.000	21500	116200	137700	2466.75	193.86	2272.89	1039.52	1233.37
GRAND TOTALS		16,189.074		38,207,900		988,065.85		950,344.51		
	878.505		15,133,500		53,341,400		37,721.34			